

承认书

SPECIFICATION FOR APPROVAL

CUSTOMER:			
CUSTOMER P/N:			
Cybermax P/N:	CMW9070M-SERIES		
DRAWN NO. :	CM190409		
DATE:	19. 04. 09	REVISION NO.	A

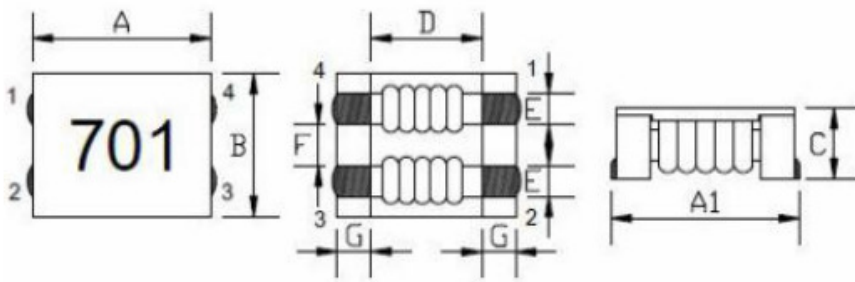
Signature:

APPROVED BY	CHECKED BY	DRAWN BY



CUSTOMER:		PAGE:	1/7
CUSTOMER P/N:		REVISION:	V01
Cybermax P/N:	CMW9070M-SERIES	DATE:	19.04.09
DRAWN NO.:	CM190409		

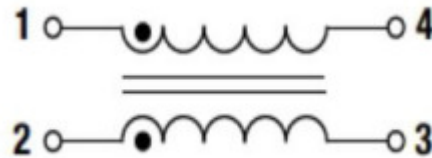
SHAPE & DIMENSION (UNIT:mm)



A	9.0±0.5
A1	9.5±0.5
B	7.0±0.5
C	4.8Max
D	5.7Typ
E	1.5±0.2
F	2.0±0.2
G	1.7±0.2

Marking Code: Size: Color: 黑色 typeface:

ELECTRICAL SCHEMATIC:



CUSTOMER:		PAGE:	2/7
CUSTOMER P/N:		REVISION:	
Cybermax P/N:	CMW9070M-SERIES	DATE:	19.04.09
DRAWN NO.:	CM190409		

Part Number	Z (Ω) @100MHz		DCR (mΩ)	Rated current (A)	IR (mΩ)	Rated Voltage (V)	印字
	Min	Typ	Max	Max	Min	Max	
CMW9070M-301	225	300	6	6.0	10	50	301
CMW9070M-501	450	600	8	5.5	10	50	501
CMW9070M-701	500	700	10	5.0	10	50	701
CMW9070M-102	750	1000	13	4.0	10	50	102
CMW9070M-222	1700	2200	60	2.5	10	50	222

测试仪器：

Z (Q) : HP4395A

RDC (Q) : CH502BC

Rated Current (A) : CH1062A+CH1320

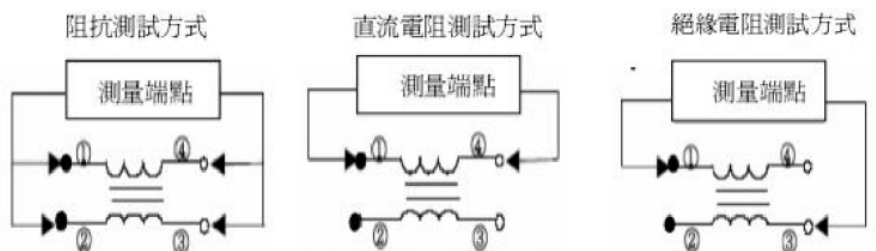
IR (MQ) : CH19073

Rated Voltage (V) : CH9052

注意事项

1.平贴度为 0.10mmMax.

2.特性测试方法



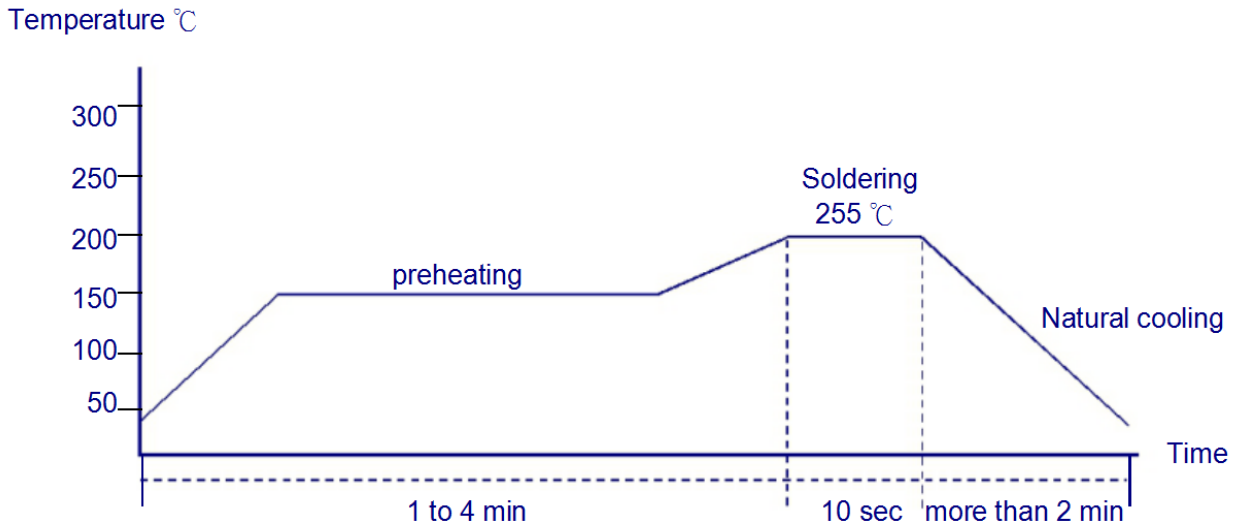
CUSTOMER:		PAGE:	3/7
CUSTOMER P/N:		REVISION:	
Cybermax P/N:	CMW9070M-SERIES	DATE:	19.04.09
DRAWN NO.:	CM190409		

RELIABILITY TEST

Test Items	Test Conditions	Criteria
1. Low temperature storage	Placed at -40°C for 500 hours, then measured at room ambient temperature after placing 24 hours.	Inductance shall be within ±10% of the initial value.
2. High temperature storage	Placed at +125°C for 500 hours, then measured at room ambient temperature after placing 24 hours.	Inductance shall be within ±10% of the initial value.
3. Thermal shock	-40°C, 30min. ~ +125°C, 30min., 500hours	Inductance shall be within ±10% of the initial value.
4. Humidity resistance	Placed at 90 to 95%RH, +50°C for 500 hours, then measured at room ambient temperature after placing 24 hours.	Inductance shall be within ±10% of the initial value. Insulation resistance > 100Mohm at DC
5. Drop	Drop specimen three times on concrete floor from a height of 1 meter which mounted on test board.	Inductance shall be within ±10% of the initial value.
6. Vibration	Frequency: 10~500Hz Amplitude: 1.5mm or 10G Sweep time: 1oct/min Test Directions: X,Y,Z Test Time: 2 hours each direction	Inductance shall be within ±10% of the initial value.
7. Terminal strength	Add static load 4.9N (500gf) to inductor through hole of test board for 10±2 sec.	No detachment of terminal pin and no breakage of wire.
8. Soldering heat resistance	Dip inductor's terminal in solder bath of following conditions: 1) 260±5°C, 10±1sec, 2) 350±10°C, 3.5±0.5sec	Inductance shall be within ±10% of the initial value. Appearance: No damage

CUSTOMER:		PAGE:	4/7
CUSTOMER P/N:		REVISION:	
Cybermax P/N:	CMW9070M-SERIES	DATE:	19.04.09
DRAWN NO.:	CM190409		

REFLOW-PROFILE



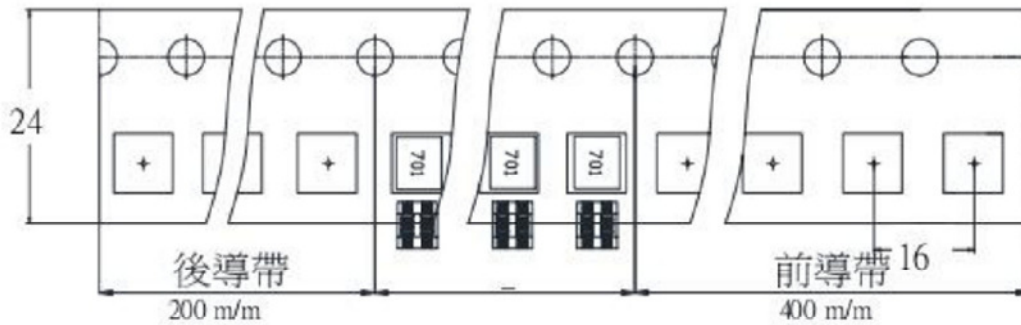
CUSTOMER:		PAGE:	5/7
CUSTOMER P/N:		REVISION:	
Cybermax P/N:	CMW9070M-SERIES	DATE:	19.04.09
DRAWN NO.:	CM190409		

BOM

NO.	ITEM	DESCRIPTION	SUPPLIER
1	CORE	FERRITE	SINCORES OR EQ
2	WIRE	2UEW P180	ELEKTRISOLA OR EQ
3	膠帶	DM 膠帶	HENGRENXIN OR EQ
4	SOLDER	Sn Cu	SHENMAO OR EQ
5	EPOXY	ME-5890	PENGNO OR EQ
6	INK	黑色	BON MARK

CUSTOMER:		PAGE:	6/7
CUSTOMER P/N:		REVISION:	
Cybermax P/N:	CMW9070M-SERIES	DATE:	19.04.09
DRAWN NO.:	CM190409		

PACKAGING

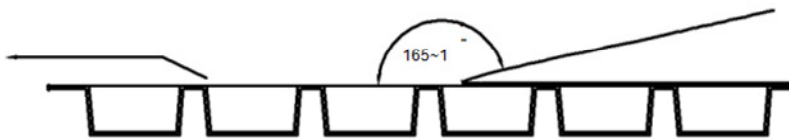


起始字需对准定位孔, 印字仅供参考

Transparent carrier and cover tape/透明載帶和覆蓋帶

Adhesive strength of cover tape is 20 to 120 gf

The conduction band direction



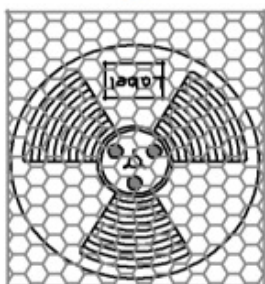
CUSTOMER:		PAGE:	7/7
CUSTOMER P/N:		REVISION:	
Cybermax P/N:	CMW9070M-SERIES	DATE:	19.04.09
DRAWN NO.:	CM190409		

PACKAGING



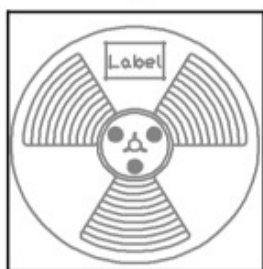
1、轮盘规格：13'(直径 330mm)
数量：700PCS/盘

作业说明：A.摆料方向为字首朝导带孔。
B.载带尾部用美纹胶纸固定。



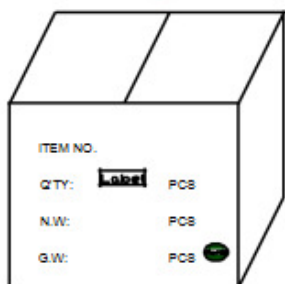
2、数量：700PCS/袋

作业说明:编带检查好的产品装进 PE 中。



3、数量：1400PCS/盒

作业说明：标签朝上装入内盒里面，将内盒盖扣好。



4、数量：7000PCS/箱

作业说明：A.先将内、外箱底部封好，内箱装进外箱里面。
B.将内盒装进内、外箱里面，并用透明胶带封好外箱顶部。
C.在外箱位置贴一张外箱标签。
D.当尾数箱不足一整箱时需用内盒或填充物装满。